

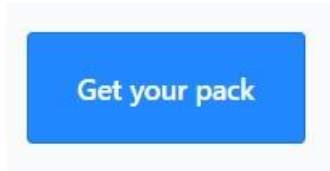
Installing GitKraken and getting a GitHub educational licence

1. **Sign up to GitHub using your UWE email address** (if you already have an account with a personal email address create a new account)

- <https://github.com/join>

2. **Get your GitHub student developer pack**


- <https://education.github.com/pack>



3. **Download and install GitKraken**

- <https://www.gitkraken.com/download>

4. **Open and sign in to GitKraken** using the GitHub account created in step 1

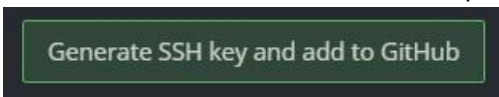


5. **Integrate GitKraken with GitHub**

- in GitKraken Go to **File > Preferences...** and select **Integration**



- Make sure **GitHub** is selected and press **Generate SSH key**



- Exit Preferences